

## Live Score

Livescore is an online tool that allows administrators to record scores in real-time while at the game via their mobile phone or tablet. Live scores can be published to your SP website, including play-by-play actions (goal scored, substitution, red card, etc.).

The following instructions take you through the process for accessing LiveScore

1. Go to **results.foxsportspulse.com** in your mobile device's Internet browser. (You must be set with a SP Passport account and have access to the team you would like ot enter results for.)
2. Select **Mobile Scoring** (you will need to enter your FSP Passport email/password at this point if you're not already signed in)
3. Select the Club & Team that you would like to manage results for



4. Search for the match in which you would like use LiveScore
5. Select 'At Game' for the match in which you would like to use LiveScore

Display Matches  
Use the filters below to list the desired matches.

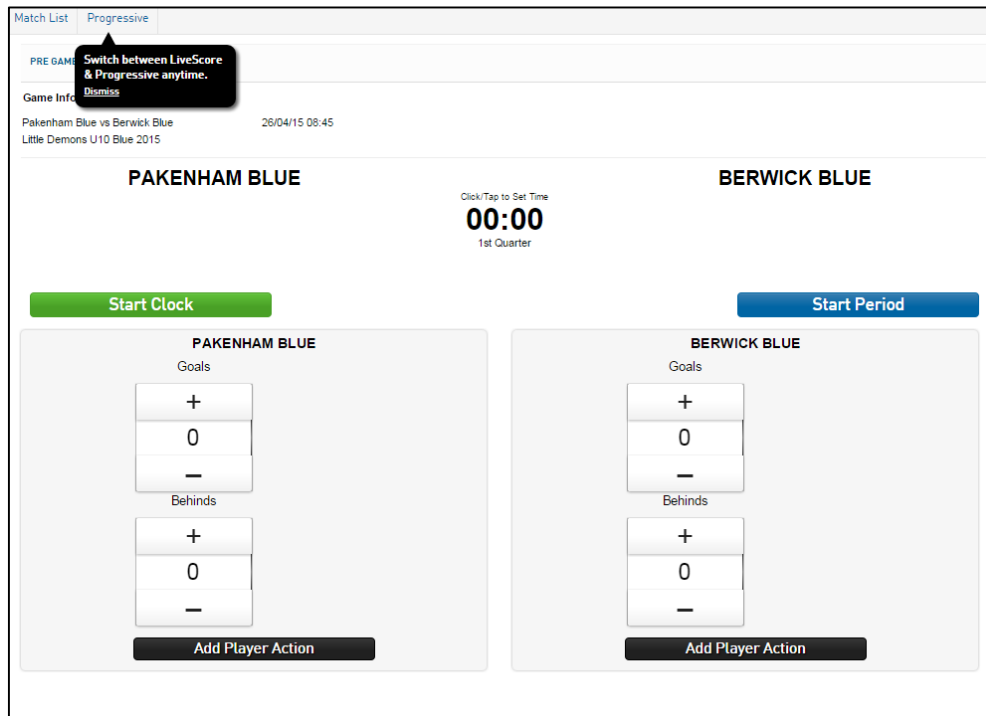
Show matches commencing on (dd/mm/yyyy):  Season:  Venue Name:

and concluding on (dd/mm/yyyy):  Competition Name:

[SHOW MATCHES](#)

Result	Home Team	Away Team	Result	Competition	Match Date/Time	Venue			
	Pakenham Blue	Berwick Blue		Little Demons U10 Blue 2015	20/04/2015 03:45	Major Recreation Reserve Oval 2	<a href="#">PRE GAME</a>	<a href="#">AT GAME</a>	<a href="#">POST GAME</a>
	Name North Foxes Pups	Pakenham Blue		Little Demons U10 Blue 2015	03/05/2015 00:00		<a href="#">PRE GAME</a>	<a href="#">AT GAME</a>	<a href="#">POST GAME</a>
	Officer Blue	Pakenham Blue		Little Demons U10 Blue 2015	10/05/2015 08:45	Officer Rec 1	<a href="#">PRE GAME</a>	<a href="#">AT GAME</a>	<a href="#">POST GAME</a>

6. Live Score will launch for the selected game



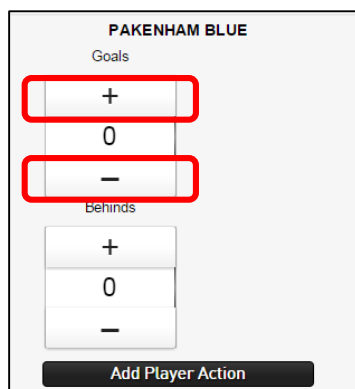
7. At the commencement of the game, click on 'Start Clock'



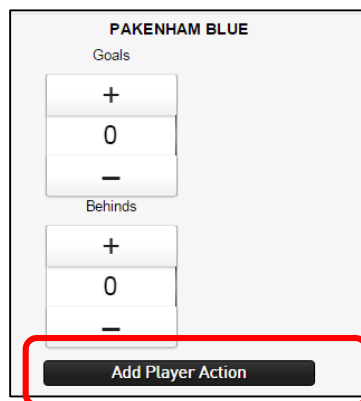
8. Once the clock starts, the 'Start Clock' button will change to 'Stop Clock'. You can pause the clock at any time by clicking on Stop Clock.



9. When a team scores, click on the plus (+) button below the scoring team to add goals or behinds to that team's scoreboard. If you make an error, you can click on the minus (-) button to deduct from the team's score.



10. To add a player action, such as a goal scorer, click on **'Add Player Action'** below the team that the action belongs to.



PAKENHAM BLUE

Goals

+

0

-

Behinds

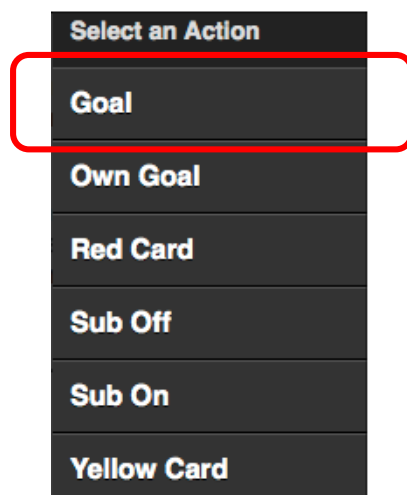
+

0

-

Add Player Action

11. A list of available player actions will appear. Click on the action that you want to add.



Select an Action

Goal

Own Goal

Red Card

Sub Off

Sub On

Yellow Card

12. The player list for that team will appear (players need to be added as part of the team sheet set up). Click on the name of the player you want to assign the action to.
13. You will be returned to the scoreboard and the 'Actions' area will be updated with the newly added action. If you have added a 'scoring' player action, ie. a goal or a behind, the scoreboard will automatically update with the score.

To view SEJ instructional videos on our website

<http://www.pakenhamjfc.com.au/the-club/team-managers/>